


RV LIGHTING

**FMVSS COMPLIANT
LED LIGHTING**



LED RV Combination Tail Lights

Surface mount, with snap-on lens

RVSTL11 Driver side

RVSTL10 Passenger side



LED RV Combination Tail Lights

Surface mount, with snap-on lens

RVSTL21 Driver side

RVSTL20 Passenger side



LED RV Combination Tail Lights

Low profile, surface mount design with snap-on lens. Choose white or black base.

RVSTL0061 Driver side, white base

RVSTL0060 Passenger side, white base

RVSTLB0061 Driver side, black base

RVSTLB0060 Passenger side, black base




Sealed LED Stop/Turn/Tail Light

Surface mount, hard wired. Red reflex lens ring available to fulfill conspicuity requirement.

STL73RB 6-in. stop/turn/tail

A78RXB Red reflex trim ring



LED Sealed Surface Mount Tail Lights

Surface mount, with reflex flange

STL201XRFHXB Fusion stop/turn/tail/back-up

STL13RFHXB 7-LED stop/turn/tail

STL69RRXB

11-LED thinline stop/turn/tail with reflex




MCL0032ABB Oblong, yellow

MCL0032RBB Oblong, red

MCL0030ABB Oval, yellow

MCL0030RBB Oval, red



MCL0040ABB Round, yellow

MCL0040RBB Round, red

MCL10AKB 3/4-in. w/ grommet, yellow

MCL10RKB 3/4-in. w/ grommet, red



LPL57CB

Single piece molded license light and bracket

RV LIGHTING

INTERIOR & EXTERIOR LED LIGHTING


RVPLL11CB

16-LED exterior utility light with black base

6.3" x 3.3" x 1.4"


RVPLL13AB

16-LED amber exterior utility light with black base and on/off switch


ILL70CBAWN

9-LED exterior awning light with chrome trim ring

11.3" x 1.6" x 1.1"


UCL90CB


Adhesive mount LED strip lighting. 17-ft. rolls, cut to fit


RVILL33 9-LED single fixture


RVILL34 18-LED double fixture
Surface mount LED interior lights with on/off switch. 4.2" W


RVILL40

Surface mount LED light with on/off switch. 6.3" x 3.9" x 1"


UCL09CB

Surface mount sealed LED light. Trim rings sold separately. 3.25" diameter x 0.8" D


RVILL50

24-LED surface mount interior light. Snap-on lens, concealed fasteners. 15.95" x 3.28" x 1.14"


ILL22CB

18-LED surface mount sealed interior light. 4.5" x 2.875" x 1"